



These units produce flake ice which is dry but close to the melting point, allowing maximum cooling capacity. Ice is easy to distribute over large surfaces.

- Reliable operation and easy installation
- Electronic control card - Infrared rays stop machine when deposit is full
- Heavy duty machine
- Hygienic and clean
- Easy access to flakes
- Efficient production
- Maximum performance
- Stainless steel construction
- Air Cooled



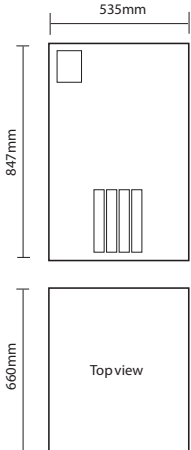
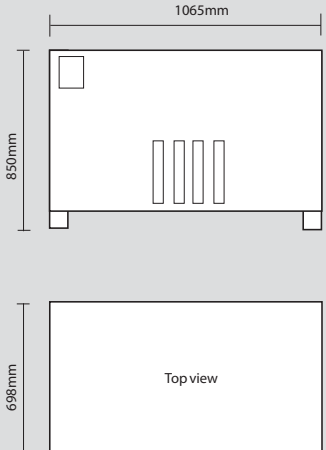




**Modular
Flake Ice**
IM0600FM



**Modular
Flake Ice**
IM1150FM



	IM0600FM	IM1150FM		
Bromic Part Number	3935205	3935206		
Max daily Production kg/24hr*	600kg	1150kg		
Storage Bin Capacity (kg)	See page 57	See page 57		
Dimensions (mm)	535w x 660d x 847h	1065w x 698d x 850h		
Maximum: ambient temp (°C)	40°C	40°C		
Refrigeration Power (Watts)	2000W	3600W		
Plug supplied	No	No		
Net weight (kg)	95kg	179kg		
Refrigerant	R404a	R404a		
Material & Colour	Stainless Steel	Stainless Steel		
Power Usage*	43Kw/24hr	60Kw/24hr		
* Production/Power usage based on 10°C ambient temp and 10°C water temp				
 				
 	<p>Refer to page 75 for pre-installation checklist</p> <table border="1"> <tr> <td>WARRANTY</td> <td>2 yr PARTS 1 yr LABOUR</td> </tr> </table>		WARRANTY	2 yr PARTS 1 yr LABOUR
WARRANTY	2 yr PARTS 1 yr LABOUR			